1.PHYSICAL CHARACTERISTICS(mm)

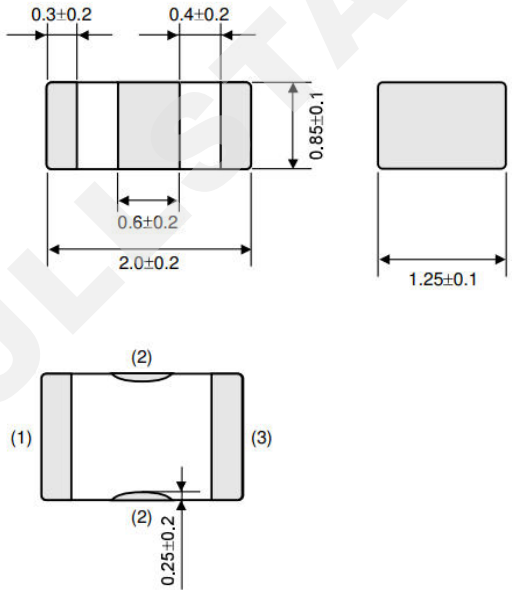

2.EQUIVALENT CIRCUIT

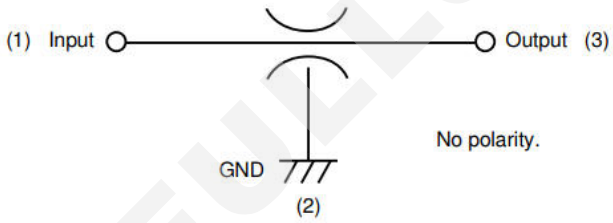

3.INSERTION LOSS CHARACTERISTICS

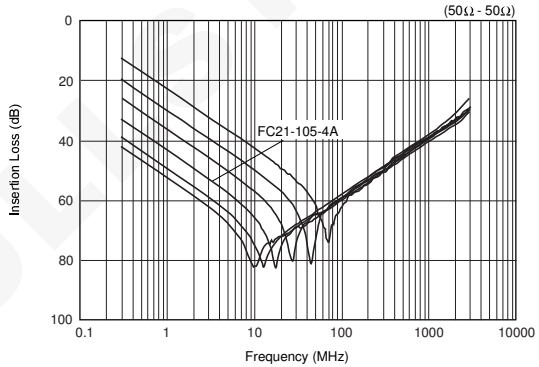

4.ELECTRONICAL SPECIFICATIONS

Part Number	Capacitance (μF)	DC Resistance	Rated Voltage (Vdc)	Rated Current (A)	Insulation Resistance (Min.) (M ohm)	Operating Temperature Range (℃)
FC21-105-4A	1.0+20%,-20%	20mΩmax.	16	4	500	-40 to +85

5.FEATURES

1. The rated current of 6A max. is suitable for IC's individual power lines.
2. Small dimension enables higher density packaging. FC21-105-4A is much smaller size (2.0x1.25x0.85mm).
3. Murata's original internal electrode structure design realizes excellent EMI suppression effects from low frequency to high frequency.

NAME	INDUCTOR		
CUSTOMER P/N		Date	2019.09.10
FULLSTAR P/N	FC21-105-4A	Rev. A1	Page 1/1
Drawn. by	Checked. by	Approve. by	

Drawing changes		
	Rev.	
	Rev.	

SHAANXI FULLSTAR ELECTRONICS CO.,LTD
E-mail: sales@xfullstar.com Web: www.xfullstar.com TEL: +86-29-86676405 FAX: +86-29-86676405